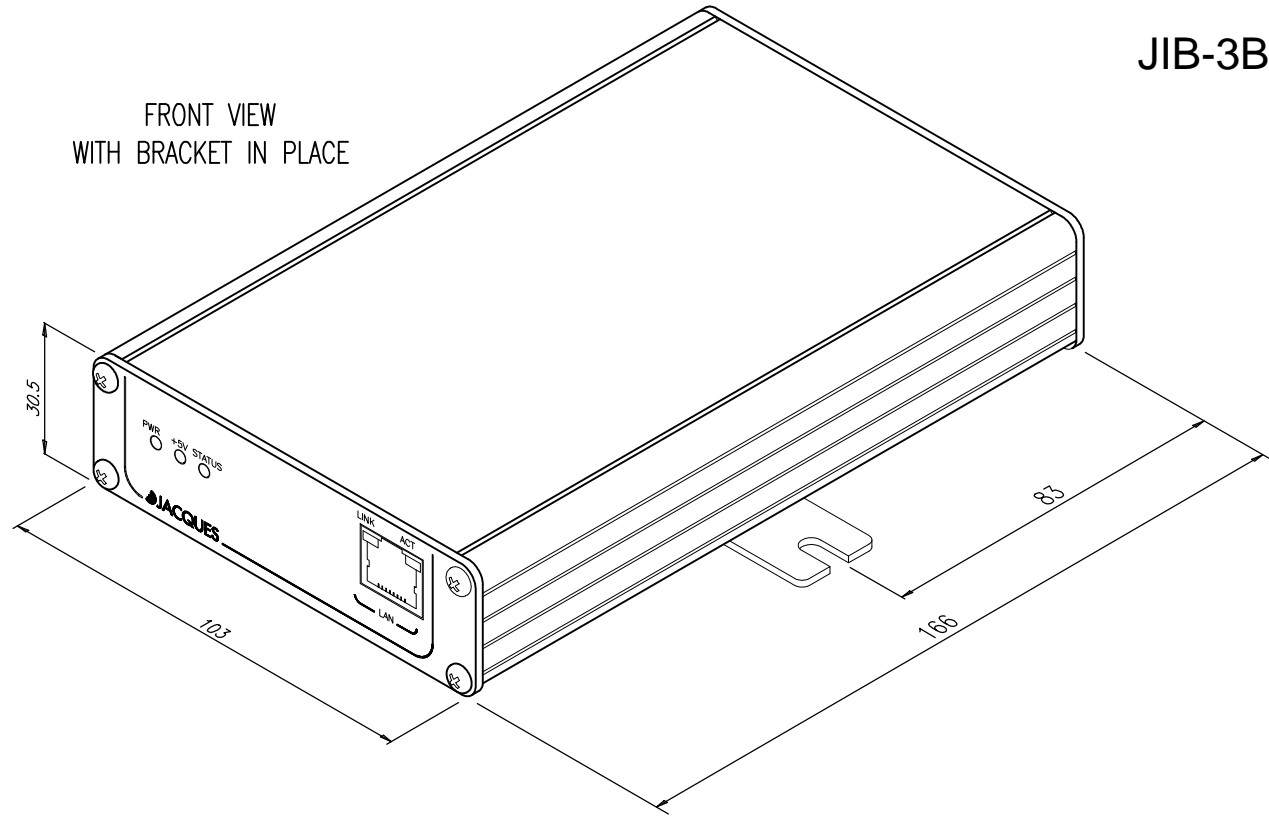


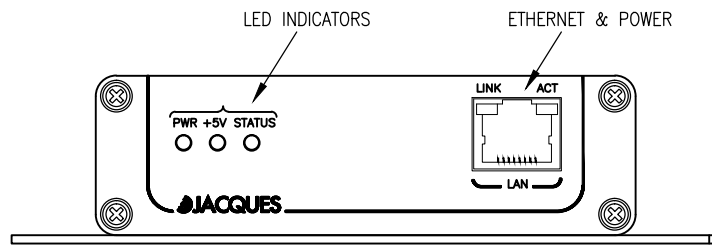
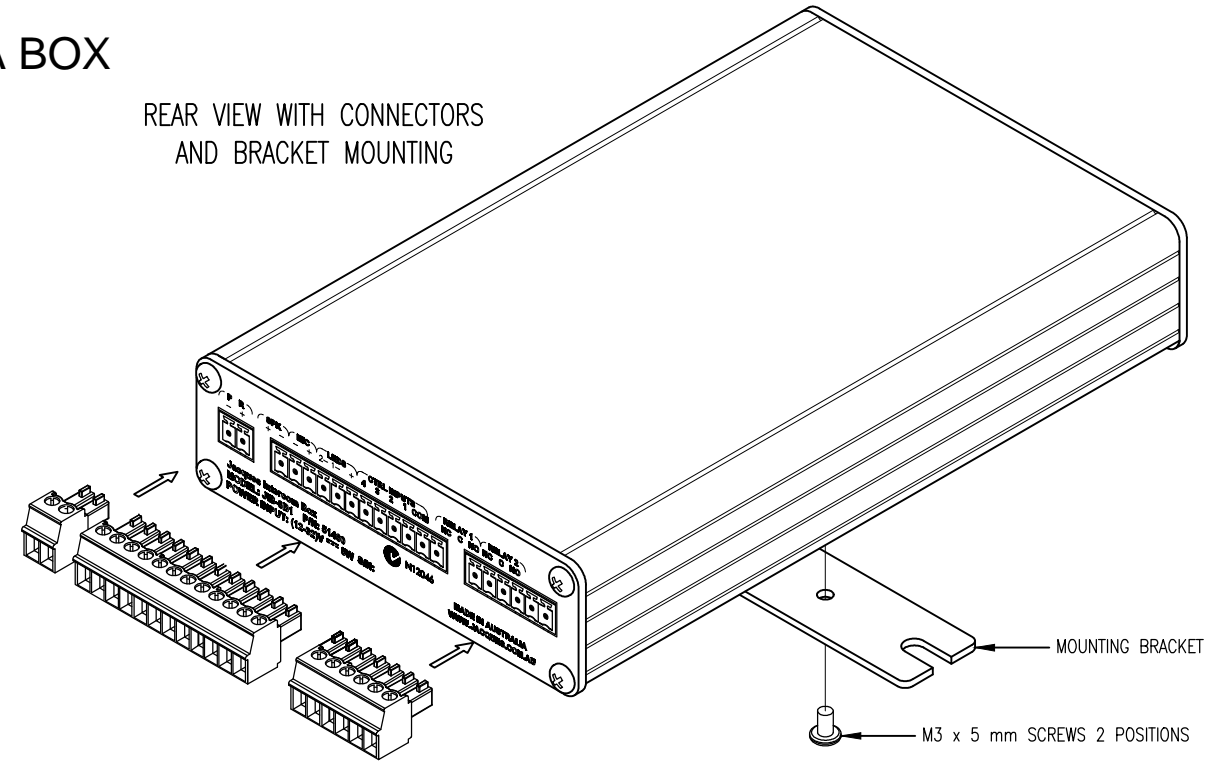
DO NOT SCALE  
IF IN DOUBT - ASK!

# JIB-3B1 JEM IN A BOX

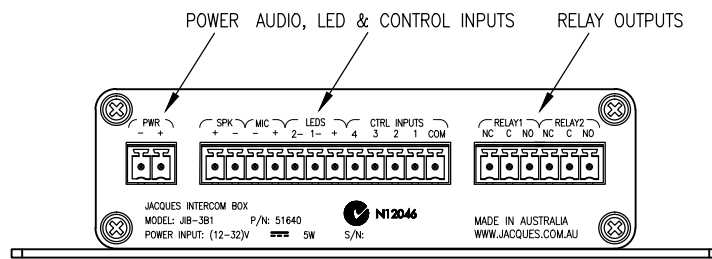
FRONT VIEW  
WITH BRACKET IN PLACE



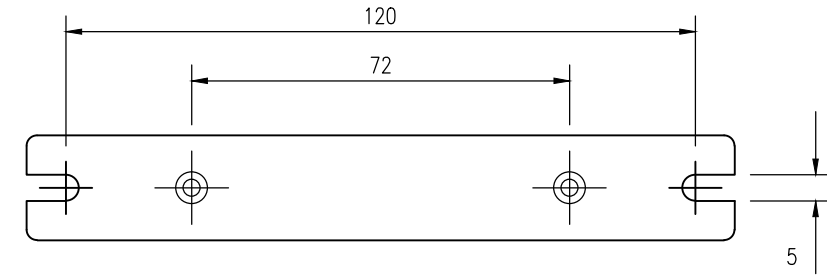
REAR VIEW WITH CONNECTORS  
AND BRACKET MOUNTING



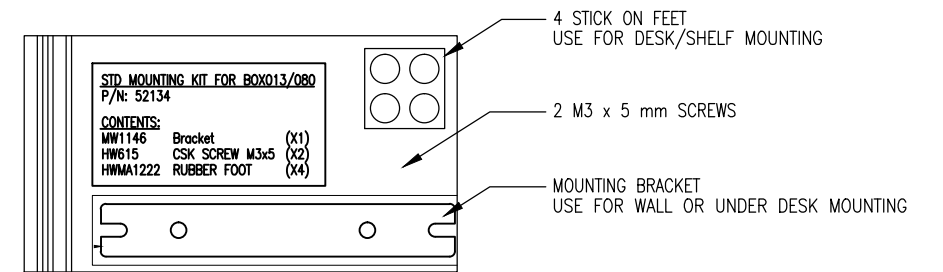
FRONT PANEL



REAR PANEL



MOUNTING BRACKET DETAIL



MOUNTING HARDWARE KIT  
(P/N: 52134)

REV	DATE	CHANGE DESCRIPTION	BY
0	2007-09-13	FIRST RELEASE	LFB
1	2011-08-02	51460 INS SPLIT INTO 2 SHEETS.	LFB
2	2015-08-14	3rd SHEET ADDED SHOWING SPEAKER ASSY. PARTS LIST ADDED TO SHTS 2 & 3. DRAWING FRAME UPDATED.	LFB

**JACQUES**  
Future Proof Communications

(C) Copyright Jacques Technologies Pty Ltd. All rights reserved.  
268 Montague Rd., West End, 4101, Australia  
Ph: +61 7 3846 8400 Fax: +61 7 3844 1078  
www.jacques.com.au info@jacques.com.au

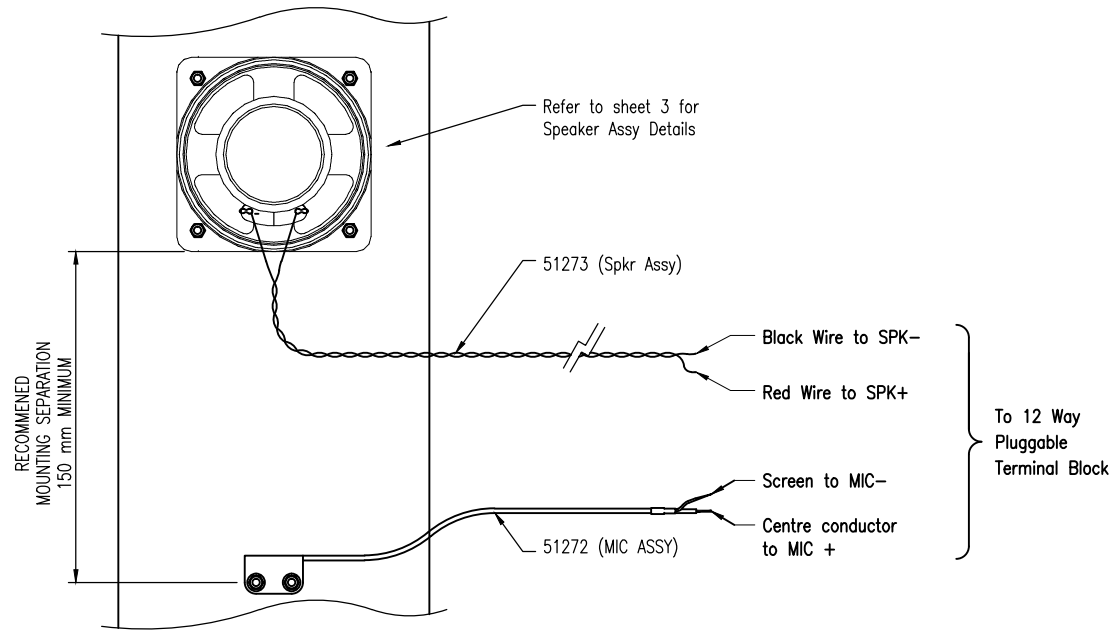
## JIB-3B1 JACQUES INTERCOM BOX INSTALLATION DETAILS

DRAWN:	DATE:	ADAPTED FROM:	FILENAME:
LFB	2007-09-13	51161-INS	51460-INS.dwg
CHECKED:	DATE:	SCALE:	SHEET:
		N.T.S.	1 of 3
APPROVED:	DATE:	DWG NO:	REV:
		51460-INS	2

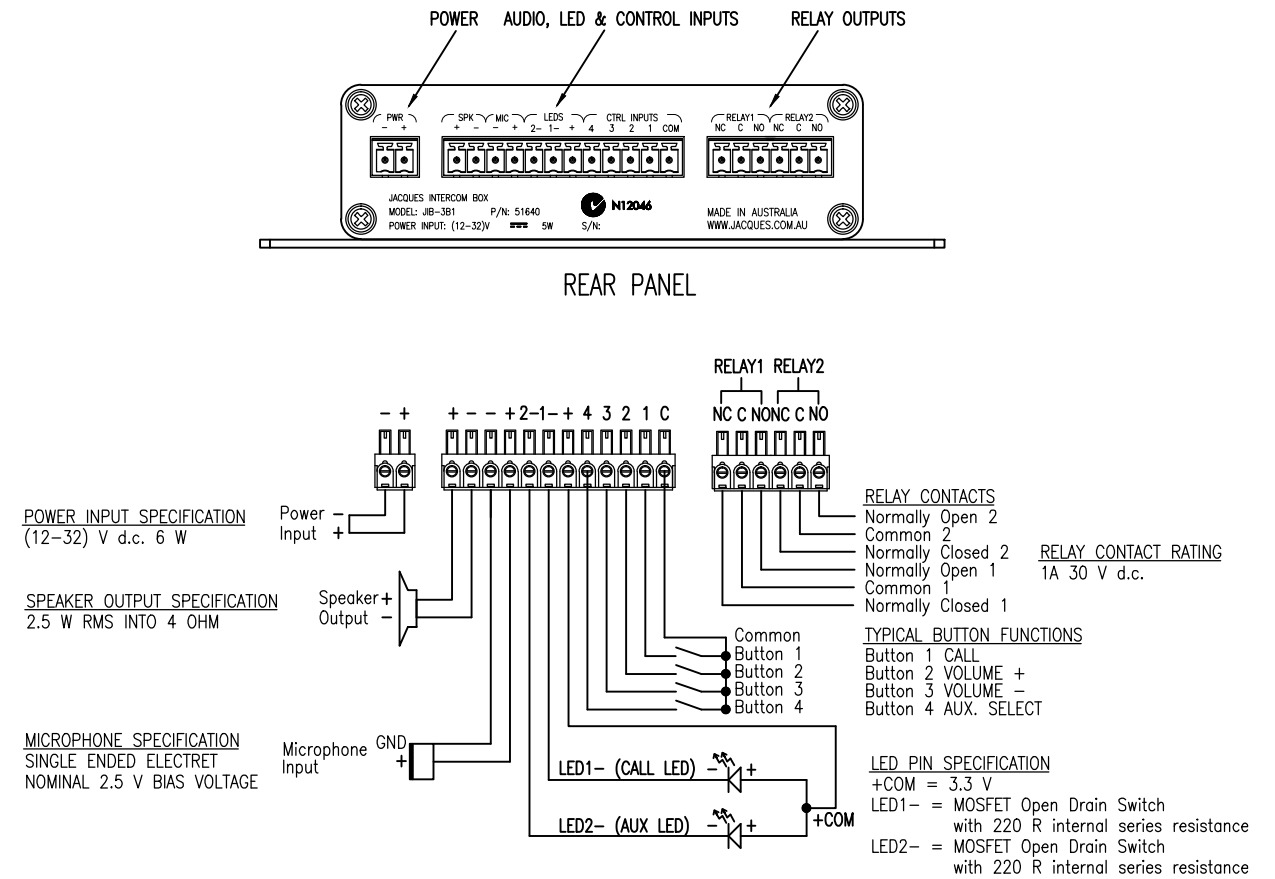
DO NOT SCALE  
IF IN DOUBT - ASK!

# JIB-3B1 JEM IN A BOX

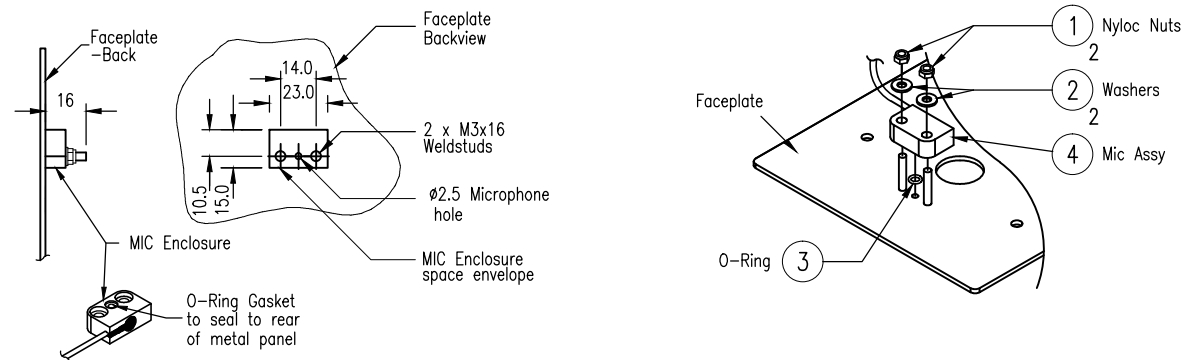
## SPEAKER AND MICROPHONE INSTALLATION DETAILS (OPTIONALLY SUPPLIED)



## TERMINATION DETAILS



## MICROPHONE INSTALLATION (MICROPHONE ASSY P/N: 51272)



### NOTES:

- JIB-3B1 Supplied with 52134 mounting kit and all rear panel pluggable terminal blocks.
- All rear panel plug connectors are DINKLE EC381V-02P, EC381V-12P and EC381V-06P respectively, from left to right.
- Ethernet port on the front of the JIB-3B1 is via an RJ45 plug using Standard EIA568A pin out.
- CAT5E/6 24AWG 4 pair multistrand patch cable is to be used for the Ethernet connection.
- The Ethernet port may also be used as an alternative power input.
- The Ethernet port is Jacques PoE compatible. (NOT IEEE 802.3af PoE).
- Speaker, Microphone, LED and Piezo Button cable assemblies are supplied optionally.
- Recommended maximum cable length for the items in the note 7 is 1.5 metres.

Item No	Jacques P/N	Image	Description	Qty
1	HWMA851		NUT M3 NYLOCK ZINC PLATED	2
2	HW061		WASHER FLAT 1/8 in. x 5/16 in. x 22 g	2
3	HW107		O Ring Ludowici RR0003 3mm x 1mm OD= 5mm	1
4	51271		MIC Assy 6 mm Electret 1.5 m	1

REV	DATE	CHANGE DESCRIPTION	BY
0	2007-09-13	FIRST RELEASE	LFB
1	2011-08-02	51460 INS SPLIT INTO 2 SHEETS.	LFB
2	2015-08-14	3rd SHEET ADDED SHOWING SPEAKER ASSY. PARTS LIST ADDED TO SHTS 2 & 3. DRAWING FRAME UPDATED.	LFB

(C) Copyright Jacques Technologies Pty Ltd. All rights reserved.  
268 Montague Rd., West End, 4101, Australia  
Ph: +61 7 3846 8400 Fax: +61 7 3844 1078  
www.jacques.com.au info@jacques.com.au

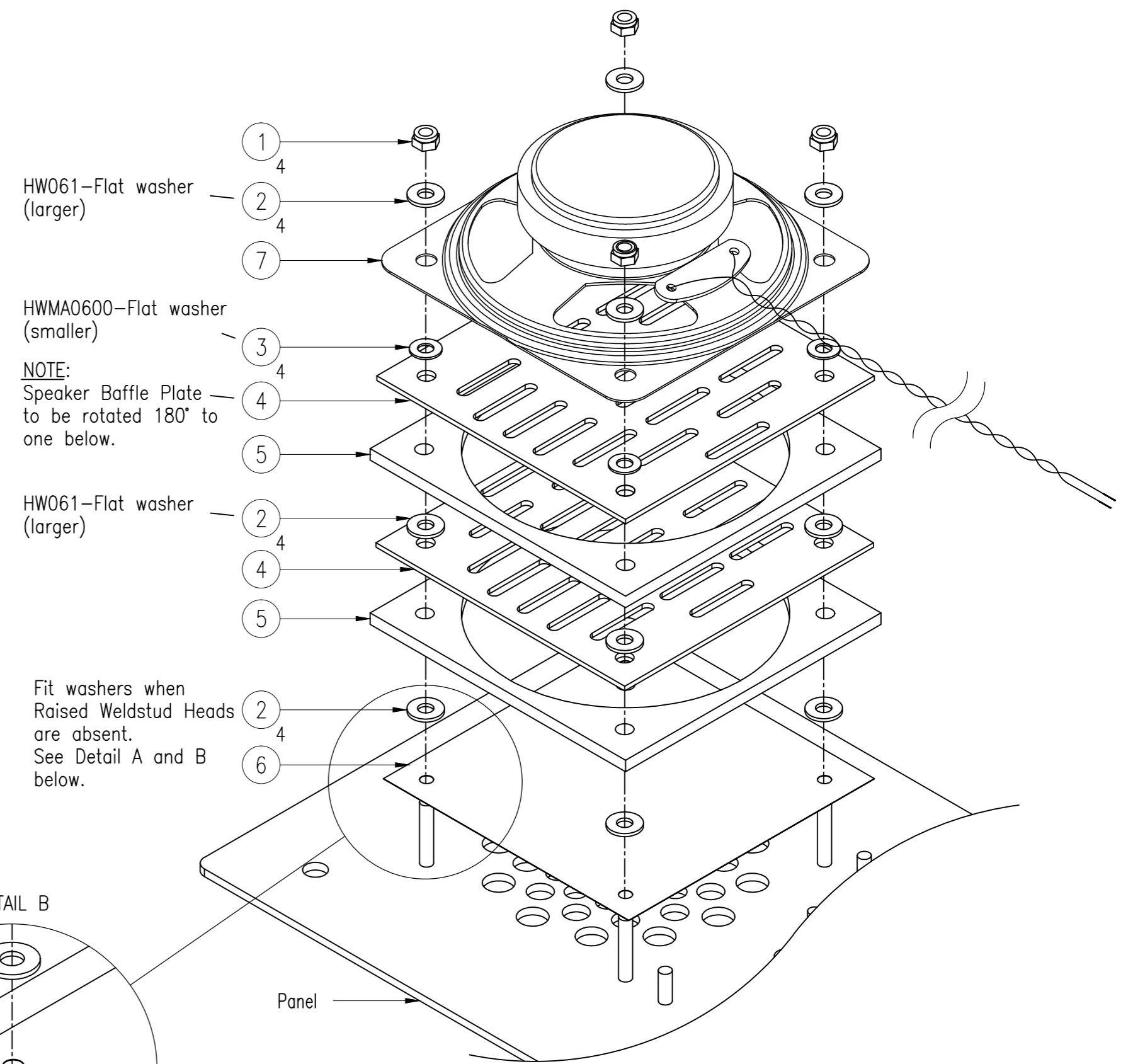
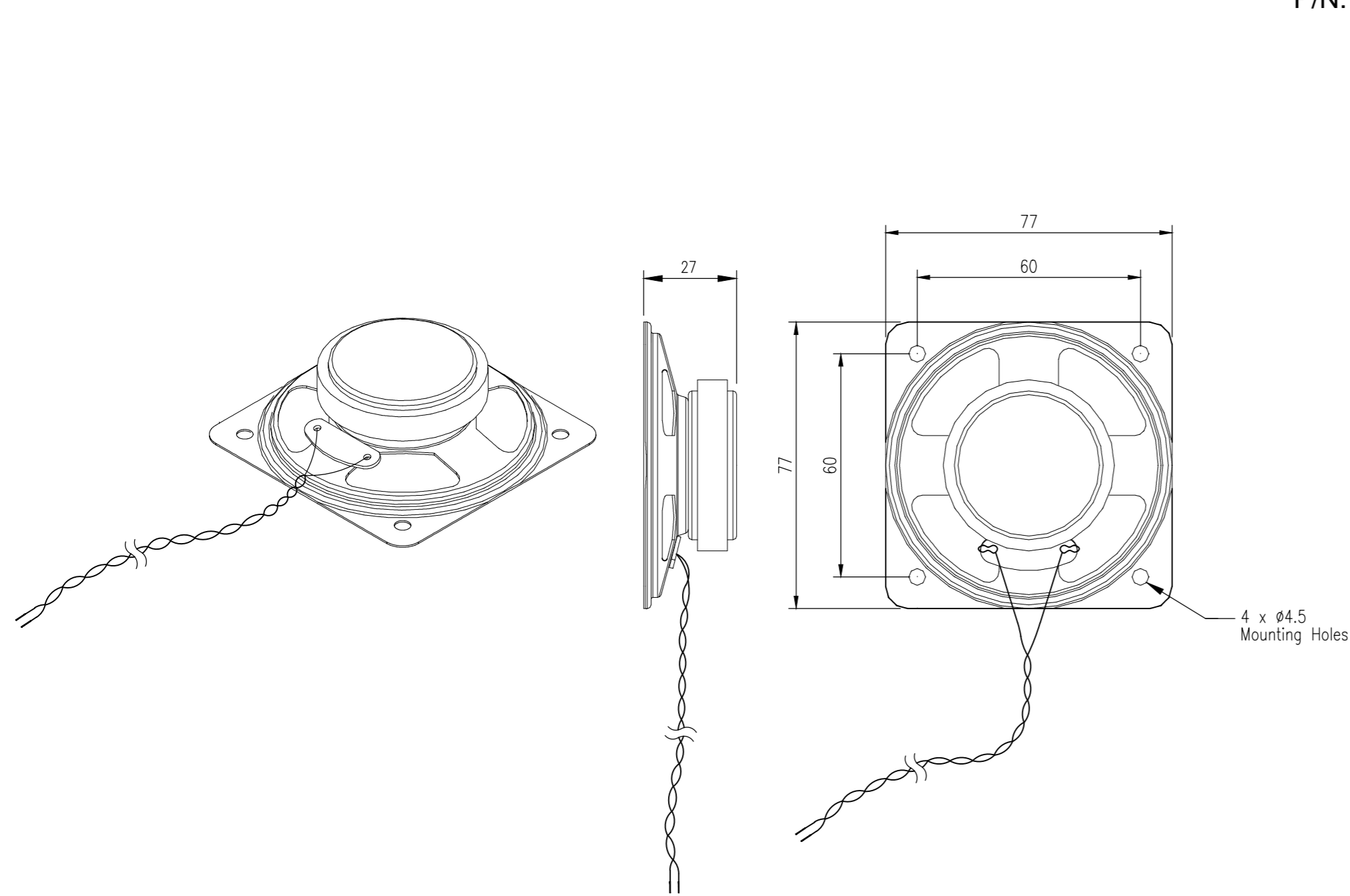
### JIB-3B1 JACQUES INTERCOM BOX INSTALLATION DETAILS

DRAWN: LFB DATE: 2007-09-13 ADAPTED FROM: 51161-INS FILENAME: 51460-INS.dwg  
CHECKED: DATE: SCALE: N.T.S. SHEET: 2 of 3 SIZE: A2  
APPROVED: DATE: DWG NO: 51460-INS REV: 2

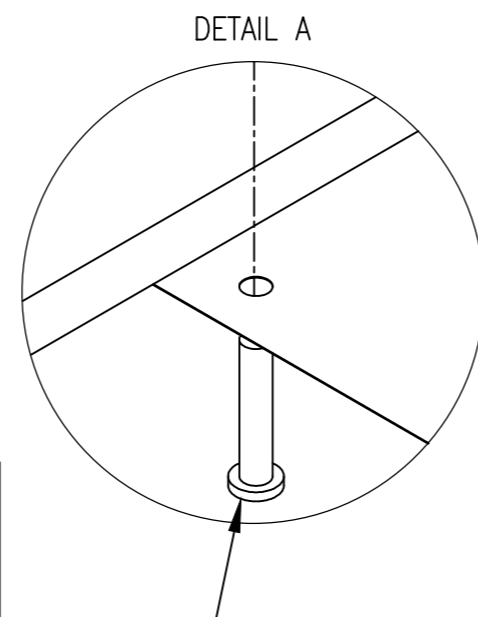
DO NOT SCALE  
IF IN DOUBT - ASK!

# SPEAKER INSTALLATION

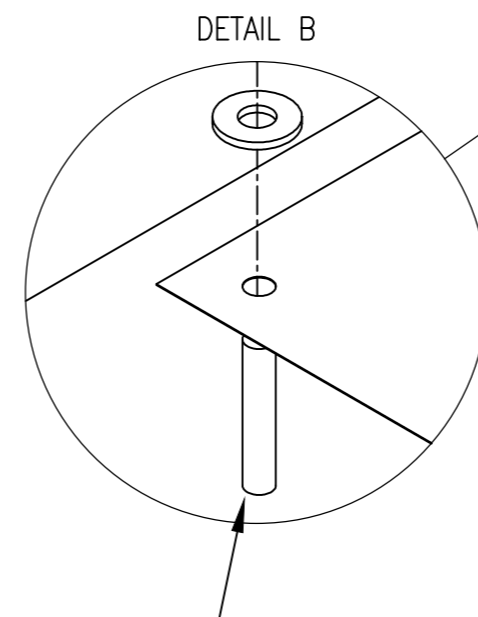
P/N: 51273



**NOTE**  
There are two types of washers in the 51273 kit (See table below).  
It is important to use both types of washers in this assembly.



Weldstud with Raised Head.  
Washers NOT required.



Weldstud without Raised Head.  
Washers to be fitted.  
(Washers, HW061, Supplied)

Item No	Jacques P/N	Image	Description	Qty
1	HWMA851		NUT M3 NYLOCK ZINC PLATED	4
2	HW061		WASHER FLAT 1/8 in. x 5/16 in. x 22 g (larger washer)	12
3	HWMA0600		WASHER M3 x 7 x 0.5mm FLAT Z/P (smaller washer)	4
4	MW261		SECURITY SPEAKER GRILLE ZINC PLATED GOLD	2
5	HW282		GASKET SPEAKER 3MM SOFTLON SQUARE 77MM	2
6	SPK089		CLOTH SPEAKER Black L72 mm X W72mm	1
7	51273		Speaker assembly with 1.5 m leads	1

REV	DATE	CHANGE DESCRIPTION	BY
0	2007-09-13	FIRST RELEASE	LFB
1	2011-08-02	51460 INS SPLIT INTO 2 SHEETS.	LFB
2	2015-08-14	3rd SHEET ADDED SHOWING SPEAKER ASSY. PARTS LIST ADDED TO SHTS 2 & 3. DRAWING FRAME UPDATED.	LFB

**JACQUES**  
Future Proof Communications

(C) Copyright Jacques Technologies Pty Ltd. All rights reserved.  
268 Montague Rd., West End, 4101, Australia  
Ph: +61 7 3846 8400 Fax: +61 7 3844 1078  
www.jacques.com.au info@jacques.com.au

## JIB-3B1 JACQUES INTERCOM BOX INSTALLATION DETAILS

DRAWN:	DATE:	ADAPTED FROM:	FILENAME:
LFB	2007-09-13	51161-INS	51460-INS.dwg
CHECKED:	DATE:	SCALE:	SHEET:
		N.T.S.	3 of 3
APPROVED:	DATE:	DWG NO:	REV:
		51460-INS	2